













Item		Material	Dimensions*	Weight**	Colors
TO-1611 / TO-1601 HOLI closed shell Side base		seat polypropylene base metal	D 48.5 W 48 H 78.5 SH 46	4.6	Structure and shell white  red terracotta  olive gray  black 
TO-1612 / TO-1601 HOLI open shell Side base		seat polypropylene base metal	D 48.5 W 48 H 78.5 SH 46	4.4	UV resistant Stackable x 6 pcs
TO-1611 / TO-1602 HOLI closed shell Armrest base		seat polypropylene base metal	D 48.5 W 56.2 H 78 SH 46	5.2	
TO-1612 / TO-1602 HOLI open shell Armrest base		seat polypropylene base metal	D 48.5 W 56.2 H 78 SH 46	5.0	
TO-1611 / TO-1606 HOLI closed shell Low stool base		seat polypropylene base metal	D 48.5 W 47 H 99 SH 66	6.0	
TO-1612 / TO-1606 HOLI open shell Low stool base		seat polypropylene base metal	D 48.5 W 47 H 99 SH 66	5.8	
TO-1611 / TO-1607 HOLI closed shell High stool base		seat polypropylene base metal	D 49.5 W 48 H 107 SH 76	6.2	
TO-1612 / TO-1607 HOLI open shell High stool base		seat polypropylene base metal	D 49.5 W 48 H 107 SH 76	6.0	

*Dimensions in cm / ** Weight in kgs